

Lua

923-6 [a]

CoEx® bean2cup 3 coffees

COFFEE
DISTRIBUTING CO

de JONG DUKE



Key features

- CoEx brewer & 2 whole bean grinders
- Three coffee variations
- 18,5" Colour touch screen
- Intuitive user interface
- Easy removable cup tray
- Illuminated outlet indication
- Separate hot water outlet

Options

- On-screen communication options
- ConnectMe® [online monitoring]
- Base cabinet with condiment trays
- Chilled water cooler in base cabinet
- Payment solutions
- Waste guides
- Branding



Lua

923-6 [a]

CoEx® bean2cup 3 coffees



Dimensions

Machine: Weight 121 Lbs
 H 34.7 inch
 W 16.9 inch
 D 21.1 inch

Base Cabinet: Weight 39 Lbs
 H 33.5 inch
 W 16.9 inch
 D 21.1 inch

Specifications

- MoVeC-ICEq® & USB upload
- 18,5" Colour touch screen
- User Interface : DJD/Lua
- Menu structure for selections
- Direct start optional
- Multiple languages possible
- Number selections
- Jug functions menus
- Strength selection menus
- MDB payment system connection
- Boiler 1x 0.4L, + 1x 5L

Connections

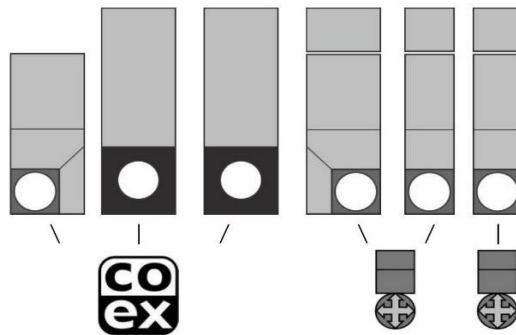
- 110-120 Volt AC
- 50/60 Hz
- 15 Amp
- ¾" BSP [15 mm] mains
- waterfilter & waterlock recommended
- USB and LAN

Selections

Whole Bean Coffee I	Hot Chocolate
Espresso I	Chocomilk
Whole Bean Coffee II	Espresschoc
Espresso II	Cappuccino I / II
Double Espresso I	Decaf Cappuccino
Double Espresso II	Decaf Espresso
Decaf Coffee	French Vanilla
Customized recipes **	Hot Water
Chilled [sparkling] water **	Jug Selections

** optional, ask for details & conditions



Canisters



Capacities

	#	Size	lbs	Cups
Whole Bean Coffee I	1	BC	2.42	150
Whole Bean Coffee II	2	BC	2.42	150
Chocolate	3	90E	5.73	130
Milktopping	4	60E	2.42	180
French Vanilla	5	60E	3.63	80
Decaf Coffee	6	90	1.98	125

Waste bucket ≈ 210
 Number of cups may vary depending on settings



Product Information



Coffee Distributing Co. 200 Broadway Garden City Park, NY 11040

Tel: 516-746-4010 www.cdccoffe